

(MICA (P) 048/11/2010)  
Ref No: SGMN2011\_0072

## Company Highlights

**Sembcorp Industries Ltd** announced that Sembcorp Utilities signed a Letter of Intent with Jinan Quancheng Water to explore the formation of a joint venture to build, own and operate water treatment plants in the east of Jinan City, Shandong province of China. In addition, a Memorandum of Understanding was signed between Sembcorp Industrial Parks and the Rizhao Municipal People's Government to explore the feasibility of a 638-hectare international marine city in China's Shandong Province. (Closing price: \$5.33)

**Capitaland Ltd** announced that Australia's largest retail bank, Commonwealth Bank, has signed an Agreement for Lease to occupy approximately 8,500 square metres of office space at Australand's 357 Collins Street development in Melbourne. With its lease commencing in October 2012, Commonwealth Bank is the first tenant to commit to 357 Collins Street and will occupy approximately one third of the total office area over floors 6 to 10 for an initial term of 10 years at an average net rental of \$385 per square metre. (Closing price: \$3.43)

**Beng Kuang Marine Ltd** announced that its 70% owned subsidiary, Ocean Eight Shipping Pte Ltd has secured its first long term 5 years shipping contract worth USD 18.9 million. Under the contract, Ocean Eight Shipping Pte Ltd will provide a livestock carrier, currently under conversion in Batam yard, to ship live cattle from Australia to Indonesia and other parts of Asia. (Closing price: \$0.21)

**The Think Environmental Co Ltd** announced the appointment of two new board members, Tan Sri Dato Nik Ibrahim Kamil Bin Tan Sri Nik Ahmad Kamil (as non-executive chairman) and Dato Wira Dani bin Abdul Daim (as non-Executive non-Independent director). In addition, the company welcomed a new senior corporate advisor, Mr Sakae Torisawa. (Closing price: \$0.825)

Source: SGX Masnet

## Local and Regional Markets Headlines

Singapore shares closed higher on Wednesday with the blue-chip Straits Times Index up 34.08 points to 3,172.08. Volume was 1.45 billion shares worth \$1.68 billion. Gainers led losers 332 to 144.

Hong Kong shares staged a mild recovery on Wednesday as bargain-hunters picked up large cap names after the biggest two-session decline for the benchmark since Japan's earthquake. The Hang Seng Index closed up 0.66 per cent at 24,135.03, although turnover fell to the lowest level this month.

China's stocks rose for the first time in three days as drugmakers, home appliance companies and other so-called defensive shares gained on speculation they are more sheltered from faster inflation and an economic slowdown. The Shanghai Composite Index, which tracks the bigger of China's stock exchanges, advanced the most in a week, adding 29 points, or 1 percent, to 3,050.40 at the 3 p.m. close and erasing a decline of as much as 0.9 percent.

Tokyo shares nudged higher on Wednesday, recouping some of the previous day's losses, but the futures-led upward move on thin volume suggested the post-quake rebound has run out of steam and mid-term the market may be heading for a second bottom. Japan's benchmark Nikkei average closed up 0.9 per cent, or 85.92 points, at 9,641.18, while the broader Topix gained 0.73 per cent to 844.59.

Source: BT Online, Bloomberg, Reuters

## US Market News

U.S. stocks finished mostly flat in a choppy session on Wednesday, as investors bet on strong technology earnings even as JPMorgan Chase's numbers weighed on other market sectors. The Dow Jones industrial average gained 7.41 points, or 0.06 percent, to 12,270.99. The Standard & Poor's 500 Index inched up 0.25 of a point, or 0.02 percent, to 1,314.41. The Nasdaq Composite Index added 16.73 points, or 0.61 percent, to 2,761.52.

Source: Reuters

## Director / Substantial Shareholders' Transactions

Company	Substantial Shareholder	From (%)	To (%)
Baker Technology Limited	Lim Ho Seng	0.08	0.12

Source: SGX Masnet

Our Recent Recommendations								
Date	Company	Rating		Price at Recommendation (S\$)	Target Price (S\$)	Last Price (S\$)	Return to Date (%)	Remarks
12-Apr-11	Tiger Airways Holdings Ltd	Hold	M	1.490	1.640	1.510	-	Update
11-Apr-11	Singapore Exchange Ltd	Buy	M	8.380	9.880	8.280	(1.2)	Update
5-Apr-11	Sembcorp Marine	Buy	M	5.960	6.600	5.830	(2.2)	Update
24-Mar-11	ST Engineering Ltd	Buy	M	3.150	3.760	3.250	3.2	Update
24-Mar-11	ComfortDelGro Corporation	Buy	M	1.510	2.010	1.560	3.3	Update
18-Mar-11	Keppel Land Ltd	Buy	U	4.120	4.990	4.400	6.8	Update
16-Mar-11	Singapore Airlines Ltd	Buy	M	13.100	15.430	14.100	7.6	Update
15-Mar-11	Riverstone Holdings	-	-	0.480	-	0.470	-	Company Visit
9-Mar-11	DBS Group Holdings	Buy	M	14.540	16.980	14.800	1.8	Update
3-Mar-11	China Sunshine Chemical Holdings Ltd	Buy	M	0.270	0.360	0.285	5.6	Results
3-Mar-11	First Resources Limited	Hold	M	1.320	1.470	1.400	-	Results
3-Mar-11	SMRT Corporation Ltd	Buy	U	1.950	2.300	1.900	(2.6)	Update
3-Mar-11	Sunvic Chemical Holdings Ltd	Buy	M	0.740	1.200	0.775	4.7	Results
2-Mar-11	Noble Group Limited	Buy	M	2.190	2.530	2.200	0.5	Results
2-Mar-11	Overseas Union Enterprise Ltd	Buy	M	2.950	4.130	3.160	7.1	Results

\*Calculation is based on share price stated in the reports. Please refer to the individual reports for ratings history.

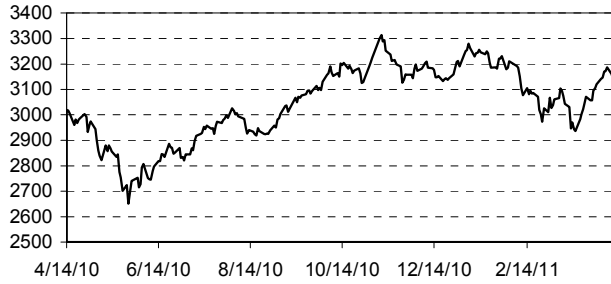
N - New, U - Upgrade, M - Maintain, D - Downgrade

#### ETF Performance

ETF	% Change	Change	Last
ABF SINGAPORE BOND INDX FUND	+0.45	+0.01	1.12
CIMB FTSE ASEAN 40	+4.07	+0.42	10.73
DB X-TRACKERS CSI300 ETF	+0.36	+0.04	11.18
DB X-TRACKERS FTSE VIETNAM	-1.50	-0.51	33.48
DB X-TRACKERS FTSE CHINA 25	-0.30	-0.10	32.91
DB X-TRACKERS MSCI INDONE	+0.82	+0.12	14.78
DB X-TRACKERS MSCI JAPAN TRN	+0.54	+0.20	37.13
DB X-TRACKERS MSCI TAIWAN	-0.15	-0.03	19.85
DB X-TRACKERS S&P 500 INV DA	+0.12	+0.05	42.65
DB X-TRACKERS S&P CNX NIFTY	+2.79	+3.64	134.17
DBS SINGAPORE STI ETF	+1.58	+0.05	3.22
ISHARES MSCI INDIA ETF	+2.10	+0.16	7.78
LYXOR ETF CHINA ENTERPRISE	+0.92	+0.16	17.50
LYXOR ETF COMMODITY CRB-CD	-1.14	-0.04	3.46
LYXOR ETF JAPAN TOPIX	+0.20	+0.00	1.01
LYXOR ETF MSCI KOREA-USD B	+1.63	+0.09	5.60
LYXOR ETF MSCI TAIWAN	+0.37	+0.00	1.09
SPDR GOLD TRUST	-0.38	-0.54	141.98
SPDR STRAITS TIMES INDEX ETF	+1.25	+0.04	3.23
UNITED SSE 50 CHINA ETF	+1.44	+0.03	2.11

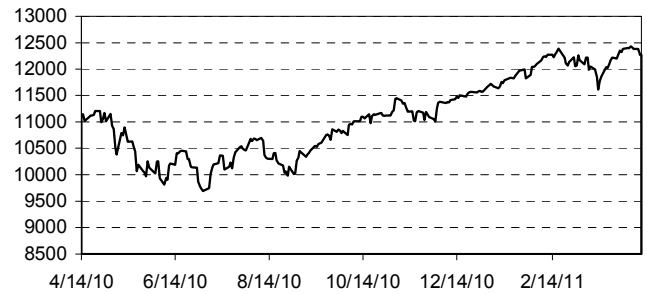
Source: Bloomberg

**FSSTI** 3172.08 +1.09%



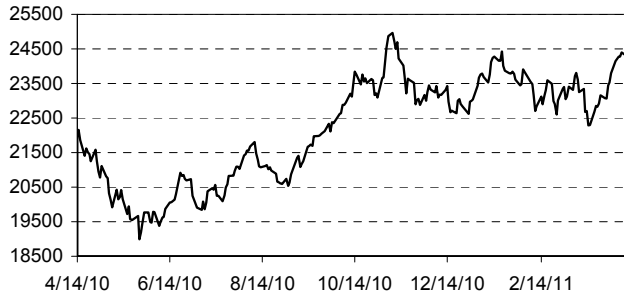
Source: Bloomberg

**DJI** 12270.99 +0.06%



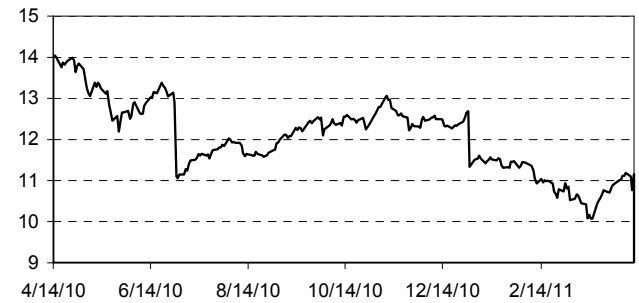
Source: Bloomberg

**HSI** 24135.03 +0.66%



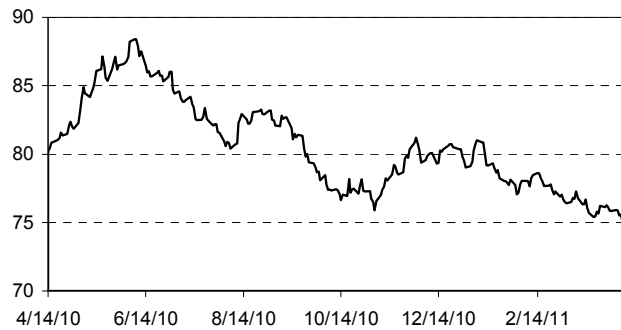
Source: Bloomberg

**FSSTI (P/E)** 11.16



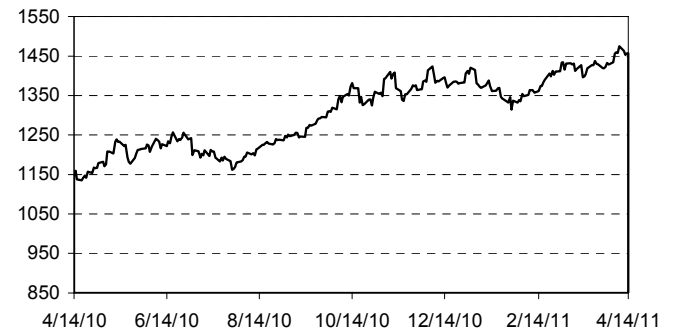
Source: Bloomberg

**Dollar Index** 74.96 +0.14%



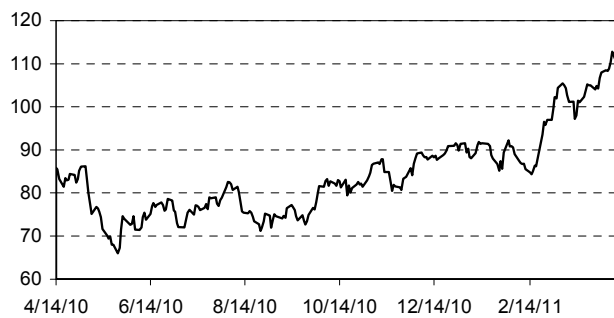
Source: Bloomberg

**Gold** 1457.30 -0.04%



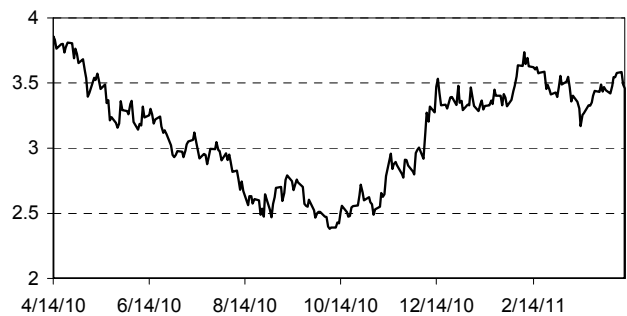
Source: Bloomberg

**Crude oil** 107.11 +0.81%



Source: Bloomberg

**US Treasury 10yr Yield** 3.4585 +0.00%



Source: Bloomberg

## STI – Index Members

Name	% Chg	Chg	Last
CAPITALAND LTD	+1.18	+0.04	3.43
CAPITAMALL TRUST	+0.53	+0.01	1.88
CAPITAMALLS ASIA LTD	+1.62	+0.03	1.88
CITY DEVELOPMENTS LTD	+0.00	+0.00	11.70
COMFORTDELGRO CORP LTD	+0.00	+0.00	1.56
DBS GROUP HOLDINGS LTD	+1.09	+0.16	14.80
FRASER AND NEAVE LTD	-0.16	-0.01	6.23
GENTING SINGAPORE PLC	+1.92	+0.04	2.12
GOLDEN AGRI-RESOURCES LTD	+2.13	+0.02	0.72
HONGKONG LAND HOLDINGS LTD	+0.71	+0.05	7.05
JARDINE CYCLE & CARRIAGE LTD	+1.90	+0.70	37.52
JARDINE MATHESON HLDGS LTD	+0.04	+0.02	45.88
JARDINE STRATEGIC HLDGS LTD	+2.12	+0.58	27.98
KEPPEL CORP LTD	+0.80	+0.10	12.60
NEPTUNE ORIENT LINES LTD	+3.08	+0.06	2.01

Source: Bloomberg

Name	% Chg	Chg	Last
NOBLE GROUP LTD	+1.38	+0.03	2.20
OLAM INTERNATIONAL LTD	-0.34	-0.01	2.94
OVERSEA-CHINESE BANKING CORP	+0.94	+0.09	9.64
SEMBCORP INDUSTRIES LTD	+0.38	+0.02	5.33
SEMBCORP MARINE LTD	-0.68	-0.04	5.83
SIA ENGINEERING CO LTD	+2.49	+0.10	4.11
SINGAPORE AIRLINES LTD	+4.91	+0.66	14.10
SINGAPORE EXCHANGE LTD	+0.61	+0.05	8.28
SINGAPORE PRESS HOLDINGS LTD	+0.51	+0.02	3.98
SINGAPORE TECH ENGINEERING	+0.31	+0.01	3.25
SINGAPORE TELECOM LTD	+1.66	+0.05	3.06
SMRT CORP LTD	+1.06	+0.02	1.90
STARHUB LTD	+0.36	+0.01	2.81
UNITED OVERSEAS BANK LTD	+1.03	+0.20	19.60
WILMAR INTERNATIONAL LTD	+1.53	+0.08	5.31

Source: Bloomberg

## Singapore

Indices	% Chg	Chg	Last
<b>FTSE STRAITS TIMES INDEX</b>	<b>+1.09</b>	<b>+34.08</b>	<b>3172.08</b>
FTSE ST ALL SHARE INDEX	+0.98	+7.61	781.45
FTSE ST FLEDGLING INDEX	+0.71	+5.24	747.04
FTSE ST MID CAP INDEX	+0.51	+3.92	776.68
FTSE ST SMALL CAP INDEX	+0.92	+5.15	564.77
FTSE ST CHINA INDEX	+1.12	+3.43	310.03
FTSE ST REAL ESTATE INDX	+0.53	+3.70	702.53
FTSE ST RE INVEST TRUST	+0.18	+1.16	663.03
FTSE ST OIL & GAS INDEX	+0.51	+3.95	772.19
FTSE ST BASIC MATERIALS	+0.35	+1.07	310.26
FTSE ST INDUSTRIALS INDX	+0.79	+6.07	771.56
FTSE ST CONSUMER GOODS	+1.22	+8.86	735.96
FTSE ST HEALTH CARE INDX	+0.58	+7.79	1347.21
FTSE ST CONSUMER SERVICE	+1.98	+18.33	945.95
FTSE ST TELECOMMUNICATE	+1.54	+11.68	769.09
FTSE ST UTILITIES INDEX	+1.83	+9.66	536.46
FTSE ST FINANCIALS INDEX	+0.76	+5.78	769.29
FTSE ST TECHNOLOGY INDEX	+1.44	+10.65	752.09
FTSE SGX SHARIAH 100 IDX	+1.36	+72.71	5429.36
FTSE/ASEAN 40 INDEX	+0.85	+90.70	10708.09
MSCI SINGAPORE FREE	+1.04	+3.86	375.77

Source: Bloomberg

Top Gainers	Last	Chg
DBXT Nifty 10US\$	134.170	+3.640
ZNH ADR 10US\$	24.500	+2.740
PTR ADR 10US\$	152.500	+1.900

Top Losers	Last	Chg
BIDU ADR 10US\$+	140.920	-3.560
DBXT MSAsExJp 10US\$	33.980	-0.700
GLD 10US\$	141.980	-0.540

Top Volume	Last	Vol
Dyna-Mac	0.675	127,594
HPH Trust US\$	0.955	99,993
Gallant	0.495	71,983

TURNOVER (SHARES)	1,452,801,090
TURNOVER (\$\$)	1,675,944,797
UP	332
DOWN	144
UNCHANGED	764

Source: SGX

## Phillip Securities Research – Singapore Stocks Coverage

Name	% Chg	Chg	Last
AIMS AMP CAPITAL INDUSTRIAL	+2.44	+0.01	0.21
C & O PHARMACEUTICAL TECHNOL	+0.00	+0.00	0.39
CAMBRIDGE INDUSTRIAL TRUST	-0.99	-0.01	0.50
CDL HOSPITALITY TRUSTS	+0.50	+0.01	2.02
CHINA SUNSINE CHEMICAL HLDGS	+0.00	+0.00	0.29
COMBINE WILL INTERNATIONAL	-3.23	-0.10	3.00
COMFORTDELGRO CORP LTD	+0.00	+0.00	1.56
COSCO CORP SINGAPORE LTD	+3.57	+0.08	2.32
DBS GROUP HOLDINGS LTD	+1.09	+0.16	14.80
FRASERS COMMERCIAL TRUST	+0.00	+0.00	0.80
GENTING SINGAPORE PLC	+1.92	+0.04	2.12
GOLDEN AGRI-RESOURCES LTD	+2.13	+0.02	0.72
HO BEE INVESTMENT LTD	-0.69	-0.01	1.44
HONG LEONG ASIA LTD	+0.71	+0.02	2.85
INDOFOOD AGRI RESOURCES LTD	+0.44	+0.01	2.26
KEPPEL CORP LTD	+0.80	+0.10	12.60
KEPPEL LAND LTD	+0.23	+0.01	4.40
M1 LTD	+0.84	+0.02	2.40
MERCATOR LINES SINGAPORE LTD	+0.00	+0.00	0.23
NEPTUNE ORIENT LINES LTD	+3.08	+0.06	2.01
NOBLE GROUP LTD	+1.38	+0.03	2.20

Source: Bloomberg

## ADR Stocks

Name	% Chg	Chg	Last
BAIDU INC - SPON ADR	-2.46	-3.56	140.92

Source: Bloomberg

## US Stocks Coverage

Name	% Chg	Chg	Last
AMERICAN INTERNATIONAL GROUP	-0.65	-0.22	33.86
BANK OF AMERICA CORP	-1.48	-0.20	13.27
CITIGROUP INC	-1.10	-0.05	4.50
LAS VEGAS SANDS CORP	+2.51	+1.09	44.55

Source: Bloomberg

## Major World Indices

Indices	% Chg	Chg	Last
TEL AVIV 100 INDEX	-0.09	-1.11	1208.93
HANG SENG INDEX	0.66	158.66	24135.03
JAKARTA COMPOSITE INDEX	0.41	15.18	3734.41
FTSE Bursa Malaysia KLCI	0.63	9.67	1535.59
KOSPI INDEX	1.56	32.52	2121.92
NIKKEI 225	0.90	85.92	9641.18
STOCK EXCH OF THAI INDEX	0.80	8.58	1084.91
SHANGHAI SE COMPOSITE	0.96	29.03	3050.40
TAIWAN TAIEX INDEX	0.55	47.61	8780.20
BSE SENSEX 30 INDEX	2.25	434.32	19696.86

Source: Bloomberg

Name	% Chg	Chg	Last
OCEANUS GROUP LTD	+4.17	+0.01	0.25
OTTO MARINE LTD	+0.00	+0.00	0.25
OVERSEA-CHINESE BANKING CORP	+0.94	+0.09	9.64
PARKWAY LIFE REAL ESTATE	-0.58	-0.01	1.72
SATS LTD	-0.39	-0.01	2.56
SC GLOBAL DEVELOPMENTS LTD	+0.72	+0.01	1.40
SEMBCORP INDUSTRIES LTD	+0.38	+0.02	5.33
SEMBCORP MARINE LTD	-0.68	-0.04	5.83
SIA ENGINEERING CO LTD	+2.49	+0.10	4.11
SINGAPORE AIRLINES LTD	+4.91	+0.66	14.10
SINGAPORE EXCHANGE LTD	+0.61	+0.05	8.28
SINGAPORE TELECOM LTD	+1.66	+0.05	3.06
SMRT CORP LTD	+1.06	+0.02	1.90
SOUND GLOBAL LTD	+0.67	+0.01	0.76
STARHUB LTD	+0.36	+0.01	2.81
SUNTEC REIT	+0.00	+0.00	1.52
TIGER AIRWAYS HOLDINGS LTD	+0.67	+0.01	1.51
UNITED OVERSEAS BANK LTD	+1.03	+0.20	19.60
WEE HUR HOLDINGS LTD	+1.75	+0.01	0.29
ZIWO HOLDINGS LTD	+0.00	+0.00	0.32

Source: Bloomberg

Name	% Chg	Chg	Last
TRINA SOLAR LTD-SPON ADR	+0.00	+0.00	27.94

Source: Bloomberg

Name	% Chg	Chg	Last
MGM RESORTS INTERNATIONAL	+8.64	+1.09	13.70
VISA INC-CLASS A SHARES	+0.61	+0.47	77.50
WELLS FARGO & CO	-2.29	-0.72	30.68

Source: Bloomberg

Indices	% Chg	Chg	Last
ALL ORDINARIES INDX	+0.19	+9.40	4999.60
S&P/TSX COMPOSITE INDEX	+0.23	+32.24	13833.64
FTSE 100 INDEX	+0.77	+45.97	6010.44
CAC 40 INDEX	+0.75	+29.63	4006.23
DAX INDEX	+1.06	+75.06	7177.97
DOW JONES INDUS. AVG	+0.06	+7.41	12270.99
S&P 500 INDEX	+0.02	+0.25	1314.41
NASDAQ COMPOSITE INDEX	+0.61	+16.73	2761.52
NYSE Arca Gold BUGS	-0.45	-2.61	578.26

Source: Bloomberg

## US Bellwethers

Name	% Chg	Chg	Last
3M CO	+0.53	+0.49	92.86
ALCOA INC	-0.90	-0.15	16.55
AMERICAN EXPRESS CO	+0.17	+0.08	46.10
AT&T INC	-0.95	-0.29	30.18
BANK OF AMERICA CORP	-1.48	-0.20	13.27
BOEING CO/THE	-1.30	-0.95	72.13
CATERPILLAR INC	+0.99	+1.06	107.63
CHEVRON CORP	-0.36	-0.37	103.81
CISCO SYSTEMS INC	-1.09	-0.19	17.25
COCA-COLA CO/THE	+0.57	+0.38	67.28
DU PONT (E.I.) DE NEMOURS	+0.13	+0.07	53.82
EXXON MOBIL CORP	-0.02	-0.02	83.16
GENERAL ELECTRIC CO	-0.35	-0.07	19.94
HEWLETT-PACKARD CO	+0.12	+0.05	41.13
HOME DEPOT INC	-0.24	-0.09	37.67

Source: Bloomberg

Name	% Chg	Chg	Last
INTL BUSINESS MACHINES CORP	+0.43	+0.70	163.95
INTEL CORP	+0.10	+0.02	19.78
JOHNSON & JOHNSON	-0.57	-0.34	59.60
JPMORGAN CHASE & CO	-0.84	-0.39	46.25
KRAFT FOODS INC-CLASS A	+0.81	+0.26	32.40
MCDONALD'S CORP	+0.30	+0.23	76.89
MERCK & CO. INC.	-0.27	-0.09	33.47
MICROSOFT CORP	-0.04	-0.01	25.63
PFIZER INC	+0.00	+0.00	20.46
PROCTER & GAMBLE CO/THE	+0.16	+0.10	62.99
TRAVELERS COS INC/THE	+0.40	+0.24	59.93
UNITED TECHNOLOGIES CORP	+0.27	+0.23	84.21
VERIZON COMMUNICATIONS INC	+0.13	+0.05	37.69
WAL-MART STORES INC	+0.21	+0.11	53.63
WALT DISNEY CO/THE	+0.17	+0.07	41.70

Source: Bloomberg

## Commodities &amp; Currencies

Commodities	% Chg	Chg	Last
GOLD SPOT US\$ / OZ	-0.04	-0.63	1,457.30
SILVER SPOT US\$ / OZ	-0.12	-0.05	40.63
Bloomberg West Texas Intermedi	+0.81	+0.86	107.11

Commodities	% Chg	Chg	Last
Malaysian Rubber Board Standard	-1.42	-22.50	1557.75
PALM OIL (RM\$/METRIC TON)	-1.60	-55.50	3413.00

Index	% Chg	Chg	Last
DOLLAR INDEX SPOT	+0.14	+0.11	74.96

Source: Bloomberg

Currencies	Price of S\$1	Price of US\$1
AUSTRALIAN DOLLAR	0.7575	1.0507
CANADIAN DOLLAR	0.7660	0.9623
EURO	0.5510	1.4443
BRITISH POUND	0.4892	1.6269
US DOLLAR	0.7959	1.0000
CHINA RENMINBI	5.1990	6.5334
HONG KONG DOLLAR	6.1885	7.7763
JAPANESE YEN	66.7200	83.8400
KOREAN WON	865.7947	1087.9300
MALAYSIAN RINGGIT	2.4065	3.0240
THAI BAHT	23.9902	30.1400

Source: Bloomberg

## US Treasury Yields

Maturity	Today	Yesterday	Last Week	Last Month
3 Months	0.03	0.03	0.04	0.05
6 Months	0.09	0.07	0.12	0.11
2 Years	0.73	0.74	0.83	0.59
3 Years	1.24	1.22	1.33	1.06
5 Years	2.17	2.20	2.31	1.98
10 Years	3.46	3.49	3.54	3.36
30 Years	4.54	4.58	4.59	4.54

Yield Spread (10 yrs - 3 mths) 3.43

Yield Spread (10 yrs - 2 yrs) 2.73

Source: Data provided by ValuBond – <http://www.valubond.com>

## Domestic Interbank Rates - Singapore

	Singapore Overnight Rate Average*	Overnight	1-Month	2-Month	3-Month	6-Month	12-Month
4/6/2011	0.0208	0.01	0.19	0.31	0.38	0.44	0.56
4/7/2011	0.0285	0.01	0.19	0.31	0.38	0.44	0.56
4/8/2011	0.019	0.01	0.19	0.31	0.38	0.44	0.56
4/11/2011	0.018	0.01	0.19	0.31	0.38	0.44	0.56
4/12/2011	0.0181	0.01	0.19	0.31	0.38	0.44	0.56
4/13/2011	0.0156	0.01	0.19	0.31	0.38	0.44	0.56

Source: Singapore Government Securities – <http://www.sgs.gov.sg>

\* The Singapore Overnight Rate Average or SORA is the weighted average rate of all S\$ overnight cash transactions brokered in Singapore between 9am and 6.15pm. (SORA will be published daily with effect from 1 July 2005). Data (other than SORA) reflect closing offer rates.

## Calendar

## Earning Announcement – Singapore

Name	Expected Report Date
Amaru Inc	April 14, 2011
Eastgate Technology Ltd	April 14, 2011
EOC Ltd	April 14, 2011
K-REIT Asia	April 14, 2011
CapitaRetail China Trust	April 15, 2011
Ezra Holdings Ltd	April 15, 2011
Intelligent Communication Enterprise Corp	April 15, 2011
M1 Ltd/Singapore	April 15, 2011
Swissco Holdings Ltd	April 15, 2011
Thomson Medical Centre Ltd	April 15, 2011
Ascendas Real Estate Investment Trust	April 18, 2011
Keppel Telecommunications & Transportation Ltd	April 18, 2011
Nera Telecommunications Ltd	April 18, 2011
Qian Hu Corp Ltd	April 18, 2011
Rickmers Maritime	April 18, 2011
CapitaCommercial Trust	April 19, 2011
Keppel Land Ltd	April 19, 2011
MAP Technology Holdings Ltd	April 19, 2011
Singapore Exchange Ltd	April 19, 2011
Ascott Residence Trust	April 20, 2011
CapitaMall Trust	April 20, 2011
First Ship Lease Trust	April 20, 2011
Keppel Corp Ltd	April 20, 2011
Ryobi Kiso Holdings Ltd	April 20, 2011
Action Asia Ltd	April 21, 2011
Aztech Group Ltd	April 21, 2011
Baker Technology Ltd	April 21, 2011
BH Global Marine Ltd	April 21, 2011
Broadway Industrial Group Ltd	April 21, 2011
CapitaMalls Asia Ltd	April 21, 2011
Cheung Woh Technologies Ltd	April 21, 2011
First Real Estate Investment Trust	April 21, 2011
Frasers Centrepoint Trust	April 21, 2011
Frasers Commercial Trust	April 21, 2011
GMG Global Ltd	April 21, 2011
GuocoLand Ltd	April 21, 2011
Hong Leong Finance Ltd	April 21, 2011
Huan Hsin Holdings Ltd	April 21, 2011
Pacific Shipping Trust	April 21, 2011
Singapore Land Ltd	April 21, 2011
Singapore Reinsurance Corp Ltd	April 21, 2011
United Industrial Corp Ltd	April 21, 2011

Source: Bloomberg



## Economic Announcement

## US

Date	Statistic	For	Survey	Prior
4/14/11	Fed's Beige Book			
4/14/11	Initial Jobless Claims	9-Apr	380K	382K
4/14/11	Continuing Claims	2-Apr	3703K	3723K
4/14/11	Producer Price Index (MoM)	MAR	1.0%	1.6%
4/14/11	PPI Ex Food & Energy (MoM)	MAR	0.2%	0.2%
4/14/11	Producer Price Index (YoY)	MAR	6.1%	5.6%
4/14/11	PPI Ex Food & Energy (YoY)	MAR	1.9%	1.8%
4/14/11	Bloomberg Consumer Comfort	10-Apr	--	-44.5
4/15/11	Consumer Price Index (MoM)	MAR	0.5%	0.5%
4/15/11	CPI Ex Food & Energy (MoM)	MAR	0.2%	0.2%
4/15/11	Consumer Price Index (YoY)	MAR	2.6%	2.1%
4/15/11	CPI Ex Food & Energy (YoY)	MAR	1.2%	1.1%
4/15/11	CPI Core Index SA	MAR	--	223.029
4/15/11	Consumer Price Index NSA	MAR	223.15	221.309
4/15/11	Empire Manufacturing	APR	17.00	17.50

Source: Bloomberg

## Singapore

Date	Statistic	For	Survey	Prior
4/14/11	Advance GDP Estimate (QoQ)	1Q	11.7%	3.9%
4/14/11	Advance GDP Estimate (YoY)	1Q	5.8%	12.0%
4/15/11	Retail Sales Ex Auto	FEB	--	15.6%
4/15/11	Retail Sales (YoY)	FEB	-3.9%	2.9%
4/15/11	Retail Sales (MoM) sa	FEB	1.4%	-2.9%
4/18/11	Electronic Exports (YoY)	MAR	--	-12.8%
4/18/11	Non-oil Domestic Exports (YoY)	MAR	--	7.8%
4/18/11	Non-oil Domestic Exp SA (MoM)	MAR	--	2.9%
4/20/11	Automobile COE Open Bid Cat A	20-Apr	--	43212
4/20/11	Automobile COE Open Bid Cat B	20-Apr	--	55001
4/20/11	Automobile COE Open Bid Cat E	20-Apr	--	57100
4/25/11	CPI (MOM) - NSA	MAR	--	-0.1%
4/25/11	CPI (YoY)	MAR	--	5.0%
4/26/11	Industrial Production MoM SA	MAR	--	-2.0%
4/26/11	Industrial Production YoY	MAR	--	4.8%

Source: Bloomberg

## Important Information

This publication is prepared by Phillip Securities Research Pte Ltd., 250 North Bridge Road, #06-00, Raffles City Tower, Singapore 179101 (Registration Number: 198803136N), which is regulated by the Monetary Authority of Singapore ( "**Phillip Securities Research**"). By receiving or reading this publication, you agree to be bound by the terms and limitations set out below.

This publication has been provided to you for personal use only and shall not be reproduced distributed or published by you in whole or in part, for any purpose. If you have received this document by mistake, please delete or destroy it, and notify the sender immediately. Phillip Securities Research shall not be liable for any direct or consequential loss arising from any use of material contained in this publication.

The information contained in this publication has been obtained from public sources which Phillip Securities Research has no reason to believe are unreliable and any analysis, forecasts, projections, expectations and opinions (collectively, the "**Research**") contained in this publication are based on such information and are expressions of belief of the individual author or the indicated source (as applicable) only. Phillip Securities Research has not verified this information and no representation or warranty, express or implied, is made that such information or Research is accurate, complete, appropriate or verified or should be relied upon as such. Any such information or Research contained in this publication is subject to change, and Phillip Securities Research shall not have any responsibility to maintain or update the information or Research made available or to supply any corrections, updates or releases in connection therewith. In no event will Phillip Securities Research or persons associated with or connected to Phillip Securities Research, including but not limited its officers, directors, employees or persons involved in the preparation or issuance of this report, (i) be liable in any manner whatsoever for any consequences (including but not limited to any special, direct, indirect, incidental or consequential losses, loss of profits and damages) of any reliance or usage of this publication or (ii) accept any legal responsibility from any person who receives this publication, even if it has been advised of the possibility of such damages. You must make the final investment decision and accept all responsibility for your investment decision including but not limited to your reliance on the information, data and/or other materials presented in this publication.

Any opinions, forecasts, assumptions, estimates, valuations and prices contained in this material are as of the date indicated and are subject to change at any time without prior notice.

Past performance of any product referred to in this publication is not indicative of future results.

This report does not constitute, and should not be used as a substitute for, tax, legal or investment advice. This publication should not be relied upon exclusively or as authoritative without further being subject to the recipient's own independent verification and exercise of judgment. The fact that this publication has been made available constitutes neither a recommendation to enter into a particular transaction nor a representation that any product described in this material is suitable or appropriate for the recipient. Recipients should be aware that many of the products which may be described in this publication involve significant risks and may not be suitable for all investors, and that any decision to enter into transactions involving such products should not be made unless all such risks are understood and an independent determination has been made that such transactions would be appropriate. Any discussion of the risks contained herein with respect to any product should not be considered to be a disclosure of all risks or a complete discussion of such risks.

Nothing in this report shall be construed to be an offer or solicitation for the purchase or sale of any product. Any decision to purchase any product mentioned in this research should take into account existing public information, including any registered prospectus in respect of such product.

Phillip Securities Research, or persons associated with or connected to Phillip Securities Research, including but not limited to its officers, directors, employees or persons involved in the preparation or issuance of this report, may provide an array of financial services to a large number of corporations in Singapore and worldwide, including but not limited to commercial / investment banking activities (including sponsorship, financial advisory or underwriting activities), brokerage or securities trading activities. Phillip Securities Research, or persons associated with or connected to Phillip Securities Research, including but not limited to its officers, directors, employees or persons involved in the preparation or issuance of this report, may have participated in or invested in transactions with the issuer(s) of the securities mentioned in this publication, and may have performed services for or solicited business from such issuers. Additionally, Phillip Securities Research, or persons associated with or connected to Phillip Securities Research, including but not limited to its officers, directors, employees or persons involved in the preparation or issuance of this report, may have provided advice or investment services to such companies and investments or related investments as may be mentioned in this publication.

Phillip Securities Research or persons associated with or connected to Phillip Securities Research, including but not limited to its officers, directors, employees or persons involved in the preparation or issuance of this report may, from time to time maintain a long or short position in securities referred to herein, or in related futures or options, purchase or sell, make a market in, or engage in any other transaction involving such securities, and earn brokerage or other compensation in respect of the foregoing. Investments will be denominated in various currencies including US dollars and Euro and thus will be subject to any fluctuation in exchange rates between US dollars and Euro or foreign currencies and the currency of your own jurisdiction. Such fluctuations may have an adverse effect on the value, price or income return of the investment.

To the extent permitted by law, Phillip Securities Research, or persons associated with or connected to Phillip Securities Research, including but not limited to its officers, directors, employees or persons involved in the preparation or issuance of this report, may at any time engage in any of the above activities as set out above or otherwise hold a interest, whether material or not, in respect of companies and investments or related investments which may be mentioned in this publication. Accordingly, information may be available to Phillip Securities Research, or

persons associated with or connected to Phillip Securities Research, including but not limited to its officers, directors, employees or persons involved in the preparation or issuance of this report, which is not reflected in this material, and Phillip Securities Research, or persons associated with or connected to Phillip Securities Research, including but not limited to its officers, directors, employees or persons involved in the preparation or issuance of this report, may, to the extent permitted by law, have acted upon or used the information prior to or immediately following its publication. Phillip Securities Research, or persons associated with or connected to Phillip Securities Research, including but not limited to its officers, directors, employees or persons involved in the preparation or issuance of this report, may have issued other material that is inconsistent with, or reach different conclusions from, the contents of this material.

The information, tools and material presented herein are not directed, intended for distribution to or use by, any person or entity in any jurisdiction or country where such distribution, publication, availability or use would be contrary to the applicable law or regulation or which would subject Phillip Securities Research to any registration or licensing or other requirement, or penalty for contravention of such requirements within such jurisdiction.

Section 27 of the Financial Advisers Act (Cap. 110) of Singapore and the MAS Notice on Recommendations on Investment Products (FAA-N01) do not apply in respect of this publication.

This material is intended for general circulation only and does not take into account the specific investment objectives, financial situation or particular needs of any particular person. The products mentioned in this material may not be suitable for all investors and a person receiving or reading this material should seek advice from a professional and financial adviser regarding the legal, business, financial, tax and other aspects including the suitability of such products, taking into account the specific investment objectives, financial situation or particular needs of that person, before making a commitment to invest in any of such products.

Please contact Phillip Securities Research at [65 65311240] in respect of any matters arising from, or in connection with, this document.

This report is only for the purpose of distribution in Singapore.

## Contact Information

### Singapore Research

**Chan Wai Chee**  
CEO of Research  
Special Opportunities  
+65 6531-1232  
[yebo@phillip.com.sg](mailto:yebo@phillip.com.sg)

**Lee Kok Joo, CFA**  
Head of Research  
REITS, S-Chips, Strategy  
+65 6531-1685  
[leekj@phillip.com.sg](mailto:leekj@phillip.com.sg)

**Joshua Tan**  
Strategy & Macro  
Singapore, US, China  
+65 6531-1249  
[joshuatan@phillip.com.sg](mailto:joshuatan@phillip.com.sg)

**Magdalene Choong, CFA**  
Investment Analyst  
SG & US Financials, Gaming  
+65 6531-1791  
[magdalenechoongss@phillip.com.sg](mailto:magdalenechoongss@phillip.com.sg)

**Go Choon Koay Bryan**  
Investment Analyst  
Property  
+65 6531-1792  
[gock@phillip.com.sg](mailto:gock@phillip.com.sg)

**Phua Ming-wei**  
Technical & Market Analyst  
+65 6531-1735  
[phuamw@phillip.com.sg](mailto:phuamw@phillip.com.sg)

**Derrick Heng**  
Investment Analyst  
Aviation, Land Transport  
+65 6531-1221  
[derrickhengch@phillip.com.sg](mailto:derrickhengch@phillip.com.sg)

## Regional Member Companies

### SINGAPORE

**Phillip Securities Pte Ltd**  
Raffles City Tower  
250, North Bridge Road #06-00  
Singapore 179101  
Tel : (65) 6533 6001  
Fax : (65) 6535 6631  
Website : [www.poems.com.sg](http://www.poems.com.sg)

### HONG KONG

**Phillip Securities (HK) Ltd**  
11/F United Centre  
95 Queensway, Hong Kong  
Tel : (852) 2277 6600  
Fax : (852) 2868 5307  
Website : [www.poems.com.hk](http://www.poems.com.hk)

### THAILAND

**Phillip Securities (Thailand) Public Co Ltd**  
15/F, Vorawat Building  
849 Silom Road  
Bangkok Thailand 10500  
Tel : (662) 635 1700  
Fax : (662) 268 0921  
Website : [www.poems.in.th](http://www.poems.in.th)

### MALAYSIA

**Phillip Capital Management Sdn Bhd**  
B-2-6 Megan Avenue II  
12 Jalan Yap Kwan Seng  
50450 Kuala Lumpur  
Tel : (603) 2166 8099  
Fax : (603) 2166 5099  
Website : [www.poems.com.my](http://www.poems.com.my)

### CHINA

**Phillip Financial Advisory (Shanghai) Co. Ltd**  
No 550 Yan An East Road,  
Ocean Tower Unit 2318,  
Postal code 200001  
Tel: (86-21) 51699200  
Fax: (86-21) 63512940  
Website: [www.phillip.com.cn](http://www.phillip.com.cn)

### JAPAN

**PhillipCapital Japan K.K.**  
Nagata-cho Bldg.,  
8F, 2-4-3 Nagata-cho,  
Chiyoda-ku, Tokyo  
Tel : (81) 03 3666 2101  
Fax : (81) 03 3664 0141  
Website : [www.phillip.co.jp](http://www.phillip.co.jp)

### UNITED KINGDOM

**King & Shaxson Capital Ltd**  
6<sup>th</sup> Floor, Candlewick House  
120 Cannon Street  
London EC4N 6AS  
Tel : (44) 207 426 5950  
Fax : (44) 207 626 1757  
Website : [www.kingandshaxson.com](http://www.kingandshaxson.com)

### FRANCE

**King & Shaxson Capital Ltd**  
35 rue de la Bienfaisance  
75008 Paris  
Tel: (33) 1 456 33100