

**United Emerging Markets Bond Fund**  
大華新兴市场债券基金

Portfolios Factsheet

**Fund Objective**

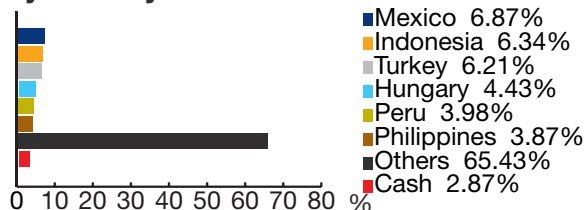
To maximise returns, with high yield and capital appreciation over the longer term, by investing primarily in Emerging Markets debt investments and products.

**Top 5 Holdings (As at 30 Jan 2015)**

Republic of Poland 6.3% 15/7/19  
Republic of Philippines 5.5% 30/3/26  
UOB United Renminbi Bond Fund (SGD)  
Republic of Peru 8.7% 21/11/33  
Republic of Hungary 5.3% 21/2/23

**Asset Allocation (As at 30 Jan 2015)**

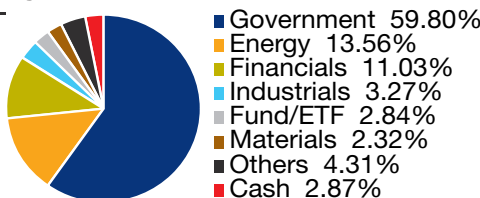
**By Country**



**Fund Characteristics (As at 30 Jan 2015)**

Effective Duration 7.6 Years  
Number of Issues 190  
Weighted Average Maturity 12.5 Years  
Weighted Average Yield to Maturity 6.6%  
3 Years Annualised Std Deviation 5.2%

**By Sector**



**Fund Details**

**LAUNCH DATE**  
July 2001

**FUND SIZE**  
S\$589.79 million

**NAV PRICE**  
S\$1.377#  
(as at 30 Jan 15)

**SUBSCRIPTION**  
Cash & SRS

**INITIAL INVESTMENT**  
S\$1,000

**SUB INVESTMENT**  
S\$500

**MANAGEMENT FEE**  
1.75% p.a.

**SUBSCRIPTION FEE**  
5% (Cash,SRS)

**MINIMUM RSP**  
S\$100/month,  
S\$500/quarter

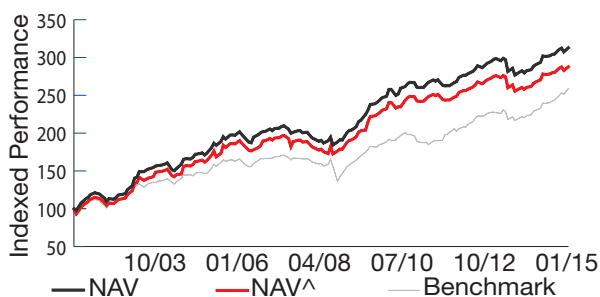
**TRUSTEE**  
HSBC Institutional Trust

**ISIN CODE**  
SG9999002174

**BLOOMBERG CODE**  
UOBGEMS SP

**Performance**

20th August 01 To 30th January 15, Performance Based in Singapore Dollar.



\*The above chart reflects performance from the first month end of the Fund. ^5% sales charge applied.

Benchmark (BM) : JP Morgan EMBI Global Div Index.

Perf	NAV	NAV^	BM
1 month	1.82%	-3.29%	3.06%
3 months	0.75%	-4.33%	3.87%
6 months	3.59%	-1.69%	7.77%
1 year	10.26%	4.51%	15.56%
3 years	5.29%	3.22%	8.57%
5 years	4.88%	3.51%	6.89%
10 years	6.15%	5.32%	5.77%
Since Incept	8.80%	8.13%	7.45%

#The fund had a 4-for-3 unit split on 25th July 2003.

**Source: Lipper, a Thomson Reuters Company • Performance as at 30 Jan 15, SGD basis, with dividends and distributions reinvested, if any.**  
• Performance figures for 1 mth till 1 yr show the % change, while those exceeding 1 yr show the average annual compounded return.

**Fund Awards**

The Edge-Lipper SG UT Fund Awards 12, 09, 03

**Contact Details**

Hotline (8 a.m. to 8 p.m. daily) (Singapore time): 1800 22 22 228  
Website: uobam.com.sg

**IMPORTANT NOTICE AND DISCLAIMERS**

A prospectus for the fund(s) (the "Fund(s)") may be obtained from the Manager or any of its appointed distributors. Investors should read the prospectus before deciding whether to subscribe for or purchase units in the Fund(s) ("Units"). All applications for Units must be made on application forms accompanying the prospectus or otherwise as described in the prospectus. **Past performance of the Fund(s) or the Manager and any prediction, projection or forecast on the economy or markets are not necessarily indicative of the future or likely performance of the Fund(s) or the Manager.** Any extraordinary performance may be due to exceptional circumstances which may not be sustainable. The value of Units and any income from the Fund(s) may fall as well as rise. The above information is strictly for general information only and must not be construed as an offer or solicitation to deal in Units, nor a recommendation to invest in any company mentioned herein. Investments in unit trusts are not obligations of, deposits in, or guaranteed or insured by UOB, UOBAM, or any affiliates or distributors. The Fund may use or invest in financial derivative instruments and you should be aware of the risks associated with investments in financial derivative instruments which are described in the Fund's prospectus. An investment in unit trusts is subject to investment risks and foreign exchange risks, including the possible loss of the principal amount invested. Investors may wish to seek advice from a financial adviser before making a commitment to invest in Units. In the event an investor chooses not to seek advice from a financial adviser, the investor should consider carefully whether the Fund(s) is/are suitable for him.