

Eastspring Investments Unit Trusts - Pan European Fund

April 2013

All data as at 31 March 2013 unless otherwise stated

FUND DETAILS

Launch Date	16/04/2001
Subscription Method	Cash, CPFIS-OA, SRS
Benchmark	MSCI Europe Index*
Min. Initial Investment	SGD 1,000+
Min. Subsequent Investment	SGD 100
Share Class Inception Date	04/05/2001
Underlying Fund Size	Eastspring Investments - Pan European Fund - USD 41.5 M
Fund Currency	SGD
CPFIS Risk Classification	Higher Risk - Narrowly Focused (Regional-Europe)
Fund Size	SGD 40.6 M
Fund Dealing Frequency	Daily

NET ASSET VALUE

Month End	SGD 0.944
------------------	-----------

FUND FEES & CHARGES

Initial Sales Charge	Cash - Max 5% CPF - Max 3%
Annual Management Fee	1.50% p.a.▲

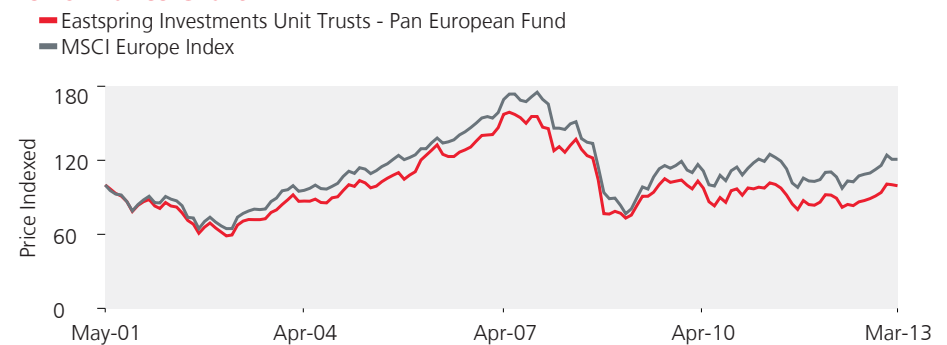
CODES

Bloomberg Ticker	PRUSEBC SP
ISIN	SG9999002786

Investment Objective

The investment objective of the Eastspring Investments Unit Trusts - Pan European Fund is to maximise long-term total return by investing in equity and equity-related securities of companies, which are incorporated, or have their area of primary activity, in Europe (including the United Kingdom). The Fund may also invest in depository receipts, including American Depository Receipts (ADRs) and Global Depository Receipts (GDRs), debt securities convertible into common shares, preference shares and warrants. The Manager intends to achieve this investment objective by investing all or substantially all of the assets of the Eastspring Investments Unit Trusts - Pan European Fund into the Luxembourg-domiciled Eastspring Investments - Pan European Fund which shares the same investment objective.

Performance Chart*



Performance^Δ

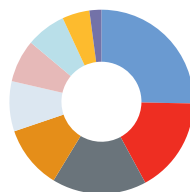
Period	1 mth	1 yr	3 yrs [#]	5 yrs [#]	10 yrs [#]	Since Inception [#]
Offer-Bid	-5.8%	2.8%	-2.9%	-5.7%	4.7%	-0.5%
Bid-Bid	-0.8%	8.3%	-1.2%	-4.7%	5.3%	-0.1%
Benchmark	0.0%	9.3%	1.2%	-3.6%	6.4%	1.6%

#Annualised

Top 10 Holdings**

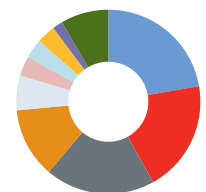
HSBC HOLDINGS PLC	4.0%
NESTLE SA	3.9%
NOVARTIS AG	3.5%
UNILEVER NV	3.3%
ROCHE HOLDING AG	3.1%
SVENSKA HANDELSBANKEN AB	2.8%
ZURICH FINANCIAL SERVICES AG	2.8%
TELEFONAKTIEBOLAGET LM ERICSSON	2.5%
EUROPEAN AERONAUTIC DEFENCE AND SPA	2.5%
ADIDAS AG	2.4%

Sector Allocation^{^^}



Consumer staples	25.3%
Consumer discretionary	16.8%
Financial	16.6%
Industrials	11.1%
Technology	8.8%
Energy	7.5%
Materials	7.0%
Communications	4.8%
Others	2.1%

Country Allocation^{**}



UNITED KINGDOM	22.3%
GERMANY, FEDERAL REPUBLIC	19.6%
SWITZERLAND	19.3%
FRANCE	12.3%
SWEDEN	6.1%
SPAIN	3.5%
AUSTRIA	3.4%
NETHERLANDS	3.3%
FINLAND	1.8%
Others	8.4%

Notes

+Subject to Distributor's terms and conditions.

▲Includes management fee charged by the investment manager of the Eastspring Investments - Pan European Fund.

*The benchmark of the Fund has been changed from the FTSE World Europe (including UK) Index to MSCI Europe Index with effect from 1 January 2012 as the Manager is of the view that the MSCI index is more relevant in measuring the performance of the Fund with its peers. This change in benchmark will be applied retrospectively; From 1 January 2012 to 30 April 2012, the Fund was benchmarked against MSCI Europe Index on a gross dividend basis. With effect from 1 May 2012, the benchmark returns will be on a net dividend basis. The two series are chain-linked to derive the longer period benchmark returns.

△Source: Eastspring Investments (Singapore) Limited; SGD; Net income reinvested; Offer-bid includes 5% Initial Sales Charge

*Source: Eastspring Investments (Singapore) Limited; SGD; Bid-Bid; Net income reinvested; Inception Date: 04/05/2001

►The data reflects the Fund's position held in the Underlying Fund(s)

**The data reflects the Fund's position held in the Underlying Fund(s)

^^The data reflects the Fund's position held in the Underlying Fund(s)

Important Information

The Fund/Underlying Fund(s) may use derivative instruments for efficient portfolio management or hedging purposes.

This document is solely for information and may not be published, circulated, reproduced or distributed in whole or part to any other person without the prior written consent of Eastspring Investments (Singapore) Limited (the "Manager")(UEN: 199407631H). This document is not an offer or solicitation of an offer for the purpose of investment units in the Fund and nothing herein should be construed as a recommendation to transact in any investment product. Please note that the securities mentioned above are included for illustration purposes only. It should not be considered a recommendation to purchase or sell any particular security. The securities discussed do not represent the fund's entire portfolio and in the aggregate may represent only a small percentage of the fund's portfolio holdings.

A prospectus in relation to the Fund is available and a copy of the prospectus may be obtained from the Manager and its distribution partners. Investors should read the prospectus before deciding whether to subscribe for or purchase units in the Fund. All application for units in the Fund must be made on the manner described in the prospectus. The value of units in the Fund and the income accruing to the units, if any, may fall or rise. Past performance of the Fund/manager is not necessarily indicative of the future performance of the Fund. The prediction, projection or forecast on the economy, securities markets or the economic trends of the markets targeted by the Fund are not necessarily indicative of the future or likely performance of the Fund. An investment in the Fund is subject to investment risks, including the possible loss of the principal amount invested. Investors may wish to seek advice from a financial adviser before making a commitment to invest in units of the Fund. Whilst the Manager has taken all reasonable care to ensure that the information contained in this document is not untrue or misleading at the time of publication, the Manager cannot guarantee its accuracy or completeness. Any opinion or estimate contained in this document is subject to change without notice. The Manager is an ultimately wholly-owned subsidiary of Prudential plc of the United Kingdom. The Manager and Prudential plc are not affiliated in any manner with Prudential Financial, Inc., a company whose principal place of business is in the United States of America.

In case of discrepancy between the English and Chinese versions, the English version shall prevail.

Contact Information

Eastspring Investments (Singapore) Limited

UEN: 199407631H; 10 Marina Boulevard #32-01 Marina Bay Financial Centre Tower 2 Singapore 018983;

Tel: (65) 6349-9711; Fax: (65) 6509-5382; Website: www.eastspringinvestments.com.sg; Part of Prudential plc (United Kingdom).