

FUND RATINGS

Lipper Rating[®]



FUND DETAILS

Launch Date	11/01/2005
Subscription Method	Cash, SRS
Benchmark	50% JP Morgan Asia Credit Ind & 50% BofA Merrill Lynch USD High Yield Constrained Ind- hedged to SGD*
Min. Initial Investment	SGD 1,000 ⁺
Min. Subsequent Investment	SGD 100
Share Class	A
Share Class Inception Date	01/02/2005
Underlying Fund Size	Eastspring Investments - Asian Bond Fund - USD 2,092.4 M Eastspring Investments - US High Yield Bond Fund - USD 1,790.0 M
Fund Currency	SGD
Fund Size	SGD 795.6 M
Fund Dealing Frequency	Daily

NET ASSET VALUE

Month End	SGD 1.070
-----------	-----------

FUND FEES & CHARGES

Initial Sales Charge	Max 5%
Annual Management Fee	1.25% p.a.▲

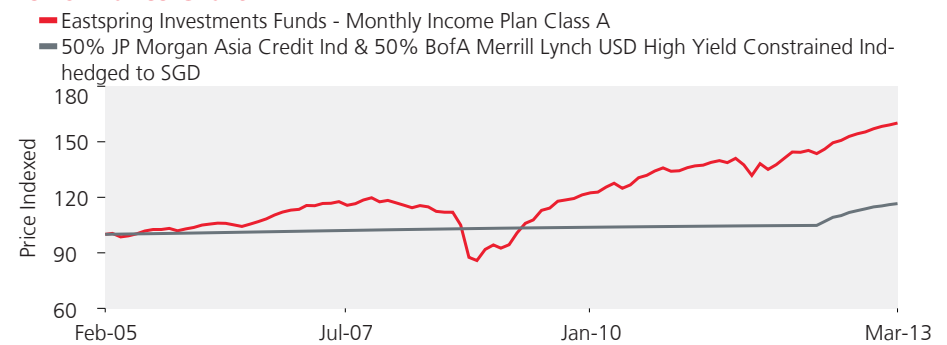
CODES

Bloomberg Ticker	PRUSMON SP
ISIN	SG9999002851

Investment Objective

The investment objective of the Eastspring Investments Funds - Monthly Income Plan is to seek to provide investors with regular income and capital growth by investing: (i) 30% to 70% of its assets into the Luxembourg domiciled Eastspring Investments - US High Yield Bond Fund; and (ii) 30% to 70% of its assets into the Luxembourg domiciled Eastspring Investments - Asian Bond Fund. The Fund may in addition, at the Manager's absolute discretion, invest up to 20% of its assets in any other Asia Pacific investments (including real estate investment trusts, dividend yielding equities and any other sub-funds of the Eastspring Investments, subject to the prior approval of the Authority where necessary).

Performance Chart*



Performance[△]

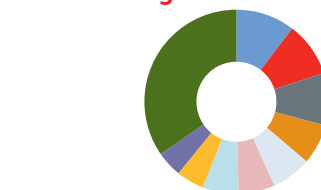
Period	1 mth	3 mths	1 yr	3 yrs [#]	5 yrs [#]	Since Inception [#]
Offer-Bid	-4.4%	-3.1%	5.4%	6.6%	5.9%	5.3%
Bid-Bid	0.7%	2.0%	11.0%	8.4%	7.0%	5.9%
Benchmark	0.5%	1.6%	11.3%	3.9%	2.6%	1.9%

[#]Annualised

Top 10 Holdings[»]

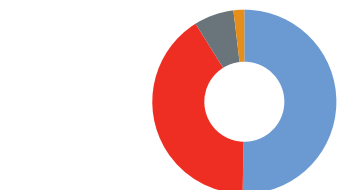
BNYMELLON LIQUIDITY B FUND	3.2%
FMG RESOURCES AUG 2006 6.875% 1/4/2022	0.6%
STARHUB	0.6%
HCA INC 7.5% 15/2/2022	0.6%
ASCENDAS	0.6%
SINGAPORE TELECOMMUNICATIONS	0.6%
ALGECO SCOTSMAN GLOB FIN 10.75% 15/10/2019	0.4%
PETRONAS CAP LTD 05.250% 08/12/2019	0.4%
BANK OF AMERICA CORP 8% 29/12/2049	0.4%
NUSTAR LOGISTICS	0.4%

Credit Rating⁺⁺



BB+/Ba1	10.4%
B+/B1	9.6%
BB-/Ba3	9.2%
BB/Ba2	7.1%
BBB-/Baa3	7.0%
B-/B3	6.4%
B/B2	6.3%
CCC+/Caa1	4.9%
A+/A1	4.5%
Others	34.6%

Asset Allocation^{##}



Eastspring Investments - US High Yield Bond Fund	50.3%
Eastspring Investments - Asian Bond Fund	40.8%
EQUITIES	7.0%
Cash And Other Net Assets	1.9%

Maturity Allocation###

5-10 Year	49.1%
1-5 Years	22.8%
> 10 Years	11.9%
0-1 Year	1.2%
NA	15.0%

Investment Manager - Eastspring Investments (Singapore) Limited

Sub-Manager of Underlying Fund(s) - PPM America, Inc (for Eastspring Investments - US High Yield Bond Fund)

Notes

+Subject to Distributor's terms and conditions.

▲The Annual Management Fee indicated includes the management fee payable by the Underlying Funds to its investment manager.

*With effect from 1 June 2012, the benchmark for the Fund was changed from the 12 month SGD Fixed Deposit Rate to 50% JP Morgan Asia Credit Index and 50% BofA Merrill Lynch US High Yield Constrained Index hedged to SGD to better reflect the investment focus and risk of the Fund. The two series are chain-linked to derive the longer period benchmark returns.

■Lipper Leaders fund ratings do not constitute and are not intended to constitute investment advice or an offer to sell or the solicitation of an offer to buy any security of any entity in any jurisdiction. As a result, you should not make an investment decision on the basis of this information. Rather, you should use the Lipper ratings for informational purposes only. Certain information provided by Lipper may relate to securities that may not be offered sold or delivered within the United States (or any State thereof) or to, or for the account or benefit of, United States persons. Lipper is not responsible for the accuracy, reliability or completeness of the information that you obtain from Lipper. In addition, Lipper will not be liable for any loss or damage resulting from information obtained from Lipper or any of its affiliates. © Thomson Reuters 2010. All rights reserved.

△Source: Eastspring Investments (Singapore) Limited; SGD; Net income reinvested; Offer-bid includes 5% Initial Sales Charge; Performance and benchmark values are rounded off to 1 decimal place

*Source: Eastspring Investments (Singapore) Limited; SGD; Bid-Bid; Net income reinvested; Inception Date: 01/02/2005

►The data of bonds reflect the Fund's positions held at the Underlying Fund(s)

##Cash and Other Net Assets (may include "mark to market" position of derivatives)

**Credit ratings of securities held by Underlying Funds are by S&P/Moody's. The data reflect the Fund's positions held at the Underlying Funds' level

###The data reflects the Fund's position held in the Underlying Fund(s)

Important Information

The Fund/Underlying Fund(s) may use derivative instruments for efficient portfolio management or hedging purposes.

This document is solely for information and may not be published, circulated, reproduced or distributed in whole or part to any other person without the prior written consent of Eastspring Investments (Singapore) Limited (the "Manager")(UEN: 199407631H). This document is not an offer or solicitation of an offer for the purpose of investment units in the Fund and nothing herein should be construed as a recommendation to transact in any investment product. Please note that the securities mentioned above are included for illustration purposes only. It should not be considered a recommendation to purchase or sell any particular security. The securities discussed do not represent the fund's entire portfolio and in the aggregate may represent only a small percentage of the fund's portfolio holdings.

The name of the Fund "Eastspring Investments Funds - Monthly Income Plan" should not be taken as implying that monthly or regular distributions in respect of units will be made. Distribution payout shall, at the sole discretion of the Manager, be made out of either (a) income; or (b) net capital gains of the Fund; or (c) capital of the Fund or a combination of (a) and/or (b) and/or (c). There is no guarantee that any distribution will be made or that the frequency and amount of distributions as set out in the prospectus will be met. When distributions are declared and paid out (including out of capital) with respect to the Fund, the net assets attributable to the relevant class of Units will stand reduced by an amount equivalent to the product of the number of Units outstanding and distribution amount declared per Unit. Payout is computed based on initial issue price of S\$1.00.

A prospectus in relation to the Fund is available and a copy of the prospectus may be obtained from the Manager and its distribution partners. Investors should read the prospectus before deciding whether to subscribe for or purchase units in the Fund. All application for units in the Fund must be made on the manner described in the prospectus. The value of units in the Fund and the income accruing to the units, if any, may fall or rise. Past performance of the Fund/manager is not necessarily indicative of the future performance of the Fund. The prediction, projection or forecast on the economy, securities markets or the economic trends of the markets targeted by the Fund are not necessarily indicative of the future or likely performance of the Fund. An investment in the Fund is subject to investment risks, including the possible loss of the principal amount invested. Investors may wish to seek advice from a financial adviser before making a commitment to invest in units of the Fund. Whilst the Manager has taken all reasonable care to ensure that the information contained in this document is not untrue or misleading at the time of publication, the Manager cannot guarantee its accuracy or completeness. Any opinion or estimate contained in this document is subject to change without notice. The Manager is an ultimately wholly-owned subsidiary of Prudential plc of the United Kingdom. The Manager and Prudential plc are not affiliated in any manner with Prudential Financial, Inc., a company whose principal place of business is in the United States of America.

In case of discrepancy between the English and Chinese versions, the English version shall prevail.

Contact Information

Eastspring Investments (Singapore) Limited

UEN: 199407631H; 10 Marina Boulevard #32-01 Marina Bay Financial Centre Tower 2 Singapore 018983;

Tel: (65) 6349-9711; Fax: (65) 6509-5382; Website: www.eastspringinvestments.com.sg; Part of Prudential plc (United Kingdom).