

# Schroder International Selection Fund

## Emerging Markets Debt Absolute Return

### A Distribution SGD Hedged Share Class

#### Investment Objective, Policy and Risk

To provide an absolute return of capital growth and income primarily through investment in a portfolio of bonds and other fixed and floating rate securities issued by governments, government agencies, supra-national and corporate issuers in emerging markets.

The value of investments and the income from them may go down as well as up and investors may not get back the amounts originally invested. Investments in debt securities are primarily subject to interest rate, credit and default risks and, potentially, to currency exchange rate risk. This fund may use financial derivative instruments as a part of the investment process. This may increase the fund's price volatility by amplifying market events. Investments in emerging markets are subject to market risk and, potentially, liquidity and currency exchange rate risk. Investments in absolute return funds are primarily subject to interest rate, market, liquidity, credit and default risks and, potentially, to currency exchange rate risk.

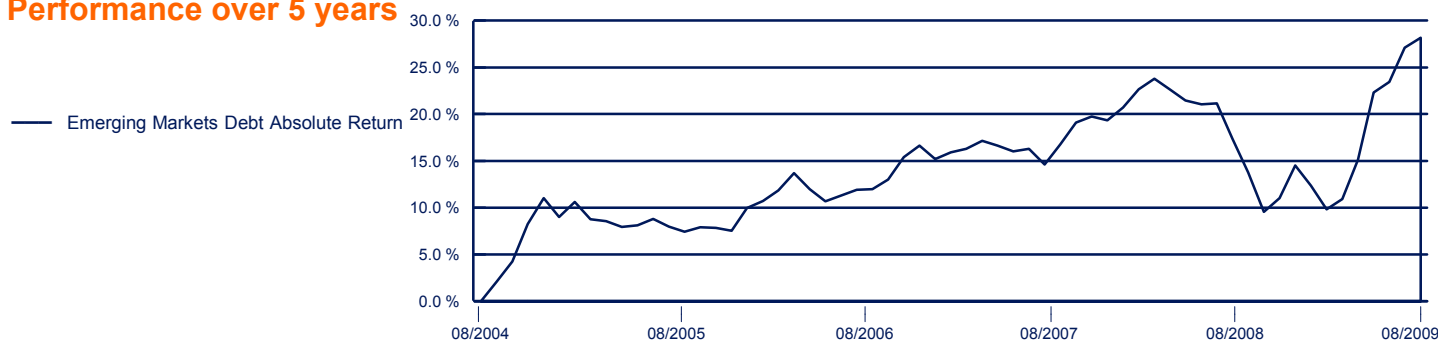
#### Key Information

<b>Total Fund Size (Million)</b>	USD 3,804.6
<b>Fund Base Currency</b>	USD
<b>Fund Launch Date</b>	29/08/1997
<b>Modified Duration of Fund in Years</b>	3.32
<b>Initial Fee</b>	5% of gross investment amount
<b>Annual Management Fee</b>	1.50 %

#### Share Price Information in SGD

<b>Share Launch Price</b>	10.00 (11/07/2008)
<b>Share Price End of Month</b>	9.83
<b>Max Share Price last 12 Months</b>	9.89 (25/08/2009)
<b>Min Share Price last 12 Months</b>	8.64 (30/03/2009)

#### Performance over 5 years



#### Performance in %

	YTD	1 month	3 months	6 months	1 year	3 years	5 years	Since Launch	Average p.a. since launch
Emerging Markets Debt Absolute Return (bid to bid)	11.9	0.8	4.8	16.7	9.2	14.5	28.2	119.9	6.8
Emerging Markets Debt Absolute Return (offer to bid)	6.3	-4.2	-0.4	10.8	3.7	8.8	21.7	108.9	6.3

#### Annualised Return in %

	3 years	5 years	10 years
Emerging Markets Debt Absolute Return (bid to bid)	4.6	5.1	8.1
Emerging Markets Debt Absolute Return (offer to bid)	2.8	4.0	7.6

All fund performance data are provided on the basis that net income is reinvested. Data are not available for the time periods with no % growth stated. In case a share class is created after the fund's launch date, a simulated past performance is used, based upon the performance of an existing share class within the fund, taking into account the difference in the Total Expense Ratio.

Source: Schroders

This fund aims to achieve an absolute return and is therefore not managed to a specific benchmark.

#### Ratios (over 3 years)

	Alpha (%)	Beta	Sharpe Ratio	Annual Volatility (%)	Tracking Error (%)
Emerging Markets Debt Absolute Return	---	---	0.18	5.80	---

The above ratios are based on bid to bid price based performance data over the last 3 years.



# Schroders

# Schroder International Selection Fund

## Emerging Markets Debt Absolute Return

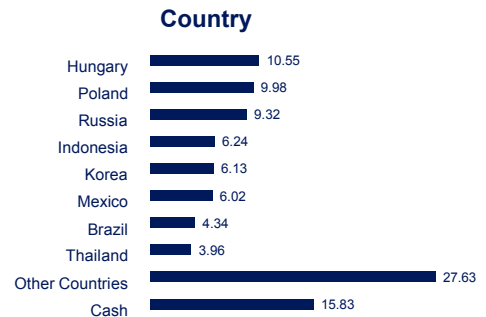
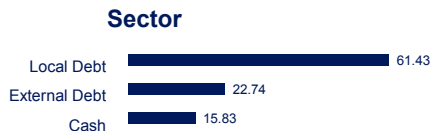
### A Distribution SGD Hedged Share Class

#### Top 5 Holdings in %

Holding	Currency	% NAV
1. U.S. Treasury 0% 14/01/2010	USD	5.5
2. U.S. Treasury Bill 0% 24/12/2009	USD	4.2
3. U.S. Treasury Bill 0% 21/01/2010	USD	3.9
4. U.S. Treasury Bill 0% 31/12/2009	USD	3.2
5. Malaysia Government Bond 3.869% 13/04/2010	MYR	3.1

Total number of holdings = 89

#### Asset Allocation in %



#### Technical Information

<b>ISIN</b>	LU0372678564
<b>Bloomberg</b>	SEMDADD
<b>Reuters</b>	LU0372678564.LUF

Third party data are owned by the applicable third party identified above and is provided for your internal use only. Such data may not be reproduced or disseminated and may not be used to create any financial instruments or products or any indices. Such data are provided without any warranties of any kind. Neither the third party data owner nor any other party involved in the publication of this document can be held liable for any error. The terms of the third party's specific disclaimers are set forth in the Important Information section on our website [www.schroders.com.sg](http://www.schroders.com.sg).

The Schroder ISF Emerging Markets Debt Absolute Return is within the scope of the European Union Directive 2003/48/EC (Taxation of Savings Income in the Form of Interest Payments), as implemented in Luxembourg Law.

Schroder International Selection Fund (the "Company") is a Luxembourg-registered open-ended investment company, recognised under section 287 of the Securities and Futures Act of Singapore (the "Act"). The Company is responsible under the Act and has appointed Schroder Investment Management (Singapore) Ltd. as its corporate representative in this respect. This document does not constitute an offer to anyone, or a solicitation by anyone, to subscribe for shares of the Company. Nothing in this document should be construed as advice or a recommendation to buy or sell shares. This document is published for information and general circulation only and does not have any regard to the specific investment objectives, financial situation and the particular needs of any specific person who may receive this document. Investors should seek independent advice from a financial advisor before investing in the Company. Subscriptions for shares of the Company can only be made on the basis of its latest prospectus, copies of which can be obtained from Schroder Investment Management (Singapore) Ltd. or its distributors. Investors should consider the fund's investment objective, risks, charges and expenses carefully before investing. Investors need to read the prospectus carefully before investing. There will be no right to cancel any agreement to purchase shares under the Act.

Investments in the Company involve risk, which are fully described in the prospectus.

**Past performance of the fund or the managers, and any economic and market trends or forecast, are not necessarily indicative of the future or likely performance of the fund or the manager. The value of shares in the fund, and the income accruing to the shares, if any, from the fund, may fall as well as rise and investors may not get back the full amount invested. Exchange rates may cause the value of investments and the income from them to risk or fall.**

The views and opinions expressed in this document may change without notice. This document is issued by Schroder Investment Management (Singapore) Ltd.. Co. Registration No. 199201080H

