

All data as at 30 September 2011 unless otherwise stated

**Investment Objective**

The investment objective of the PRU Dragon Peacock Fund is to maximize long-term total return by investing primarily in equity and equity-related instruments of corporations, which are incorporated in, or listed in, or operating principally from, or carrying on significant business in, or derive substantial revenue from, or whose subsidiaries, related or associated corporations derive substantial revenue from, the People's Republic of China (PRC) and the Republic of India (India).

**Fund Details**

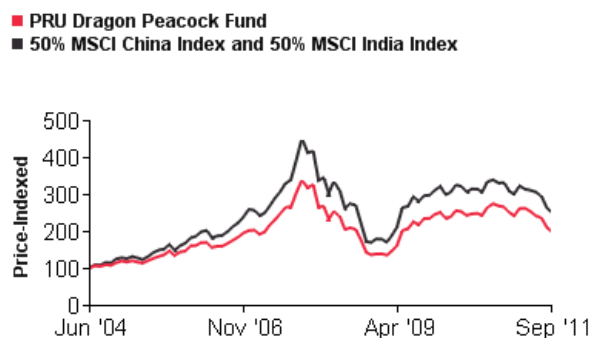
Launch Date	18 May 2004	Sub-Manager	Prudential Asset Management (Hong Kong) Limited (China Portfolio Only)
Initial Sales Charge	Max 5%	Benchmark	50% MSCI China Index and 50% MSCI India Index
Min. Initial Investment	SGD 1,000 <sup>+</sup>	Subscription Method	Cash, SRS Account
Min. Subsequent Investment	SGD 100	Fund Size	SGD 921.7 M
Annual Management Fee	1.5%	Fund Currency	SGD
Manager	Prudential Asset Management (Singapore) Limited	CPFIS Risk Classification	Higher Risk - Narrowly Focused (Country - Others)

**Performance**

Period	1 month	3 months	1 year	3 years *	5 years *	Since Inception *
Offer-Bid	-10.6%	-22.0%	-29.0%	2.3%	1.5%	9.1%
Bid-Bid	-5.9%	-17.9%	-25.2%	4.0%	2.5%	9.8%
Benchmark	-4.4%	-17.7%	-24.8%	4.5%	3.5%	13.5%

Source: Prudential Asset Management (Singapore) Limited and Bloomberg. S\$; net income reinvested; Offer-bid includes 5% Initial Sales Charge. \*Annualised

**Performance Chart**



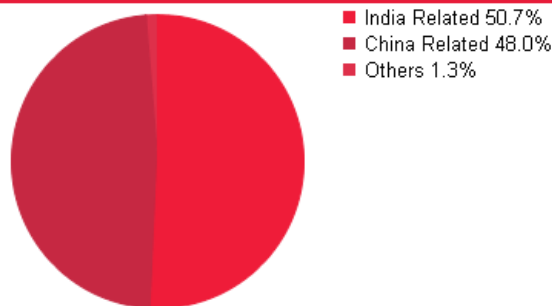
Source: Prudential Asset Management (Singapore) Limited and Bloomberg. S\$; bid-to-bid; net income reinvested. Inception date: 18 Jun 04.

**Top 10 holdings**

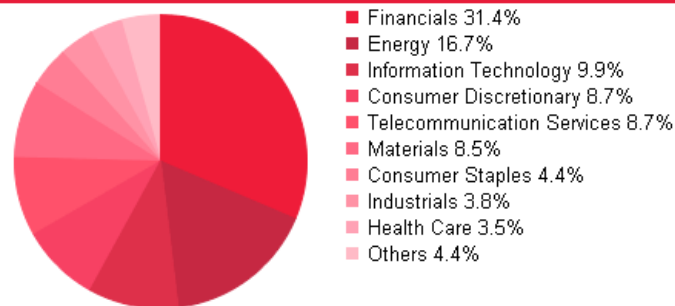
INFOSYS LTD ORD INR5 (DMT)	5.8%
BANK OF CHINA LTD SHS H ORD CNY1	5.4%
CHINA UNICOM (HONG KONG) ORD HKD0.1	5.3%
RELIANCE INDUSTRIES LTD ORD INR10 (DMT)	5.1%
ICICI BANK LTD ORD INR10 (DEMAT)	4.4%
INDUSTRIAL AND COMMERCIAL BANK OF CHINA H SHS ORD CNY1	3.8%
CNOOC LTD ORD HKD0.02	3.6%
DR REDDY'S LABORATORIES LTD ORD INR5 (DMT)	3.5%
CHINA PETROLEUM & CHEMICAL CORP H SHR ORD HKD1	3.4%
HDFC BANK LTD ORD INR2 (DMT)	3.2%

<sup>+</sup> Subject to distributor's terms and conditions.

## Country



## Sector



## Market Overview

The Indian equities market closed flat despite current European debt concerns as well as domestic news of weaker-than-expected industrial production growth and the central bank's interest rate increase in September. Relative to their regional peers, Indian equities fared comparatively better due to their lower exposure to the global economy. Chinese equities, however, ended lower with the MSCI China Index posting its biggest monthly decline since October 2008<sup>1</sup>. The market was disappointed by Premier Wen Jiabao's statement that stabilizing prices is China's top priority and the government does not plan to alter the direction of economic policies. This dampened hopes of any near term monetary easing. There was also market talk that China may start to regulate variable interest entities (VIEs) in China, or corporate investment structures used by Chinese companies listed overseas. All these, coupled with macroeconomic concerns, weighed on market sentiment towards Chinese stocks.

China Unicom (Hong Kong) Ltd was the Fund's top contributor for the month. Huabao International Holdings Ltd emerged a net gainer for September. Having declined over the last three months, the stock's valuation was reaching more attractive levels. Mahindra & Mahindra Financial Services Ltd closed flat despite volatility in the broader market, riding on positive market sentiment towards its parent, Mahindra & Mahindra Ltd. The key detractors were Evergrande Real Estate Group Ltd, Focus Media Holdings Ltd and Sohu.com Inc. All three stocks were weighed down in part by market nervousness towards companies with VIE structures. The fund managers have raised the weights in Indian equities where the Fund's holdings in the two markets are now more evenly distributed. Cash has been deployed towards buying existing names such as ICICI Bank, Sterlite Industries Ltd and Reliance Industries Ltd. Two new stocks were added, namely Gome Electrical Appliances Holding Ltd and IDEA Cellular Ltd.

Source: <sup>1</sup> Bloomberg, rate of return in Chinese Renminbi, October 2011

## Important Information

**Investors should note that the net asset value of this Fund is likely to have a high volatility due to its investment policies or portfolio management techniques.**

**The Fund may use derivative instruments for efficient portfolio management and hedging purposes.**

This document is solely for information and may not be published, circulated, reproduced or distributed in whole or part to any other person without the prior written consent of Prudential Asset Management (Singapore) Limited ("PAMS") (Company Reg No.199407631H). This document is not an offer or solicitation of an offer for the purpose of investment units in the Fund and nothing herein should be construed as a recommendation to transact. Please note that the securities mentioned above are included for illustration purposes only. It should not be considered a recommendation to purchase or sell any particular security. Please note that the Luxembourg-domiciled International Opportunities Funds has established a similar sub-fund within the umbrella fund of International Opportunities Funds having the same investment objective and focus as the PRU Dragon Peacock Fund (the "IOF sub-fund"). In the event that the IOF sub-fund be approved by the Authority as a recognised scheme available for direct investment by the retail public in Singapore, PAMS may, in consultation with the Trustee, and subject to the approval of the relevant authorities, (i) seek to terminate the PRU Dragon Peacock Fund and exchange existing Units in the PRU Dragon Peacock Fund for shares in the IOF sub-fund; or (ii) change the investment policy of the PRU Dragon Peacock Fund from a direct investment portfolio to a feeder fund investing all or substantially all of its assets into the IOF sub-fund. Investors should note that in the event of an exchange Units for shares in the IOF sub-fund, there is no assurance that the fees and charges of the IOF sub-fund would not be higher than that of the PRU Dragon Peacock Fund. Investors should not invest in the PRU Dragon Peacock Fund in anticipation of investing in the IOF sub-fund as there is no certainty whether the IOF sub-fund may be recognized for offer to the retail public in Singapore.

A prospectus in relation to the Fund is available and a copy of the prospectus may be obtained from PAMS and its distribution partners. Investors should read the prospectus before investing in units of the Fund. All application for units in the Fund must be made on the manner described in the prospectus. The value of units in the Fund and the income accruing to the units, if any, may fall or rise. Past performance of the Fund/manager is not necessarily indicative of the future performance. The prediction, projection or forecast on the economy, securities markets or the economic trends of the markets targeted by the Fund are not necessarily indicative of the future or likely performance of the Fund. An investment in the Fund is subject to investment risks, including the possible loss of the principal amount invested. Investors may wish to seek advice from a financial adviser before making a commitment to invest in units of the Fund. Whilst PAMS has taken all reasonable care to ensure that the information contained in this document is not untrue or misleading at the time of publication, PAMS cannot guarantee its accuracy or completeness. Any opinion or estimate contained in this document is subject to change without notice. PAMS is an ultimately wholly-owned subsidiary of Prudential plc of the United Kingdom. PAMS and Prudential plc are not affiliated in any manner with Prudential Financial, Inc., a company whose principal place of business is in the United States of America.

In case of discrepancy between the English and Chinese versions, the English version shall prevail.

All data as at 30 September 2011 unless otherwise stated

**Investment Objective**

The investment objective of the PRU Dragon Peacock Fund is to maximize long-term total return by investing primarily in equity and equity-related instruments of corporations, which are incorporated in, or listed in, or operating principally from, or carrying on significant business in, or derive substantial revenue from, or whose subsidiaries, related or associated corporations derive substantial revenue from, the People's Republic of China (PRC) and the Republic of India (India).

**Fund Details**

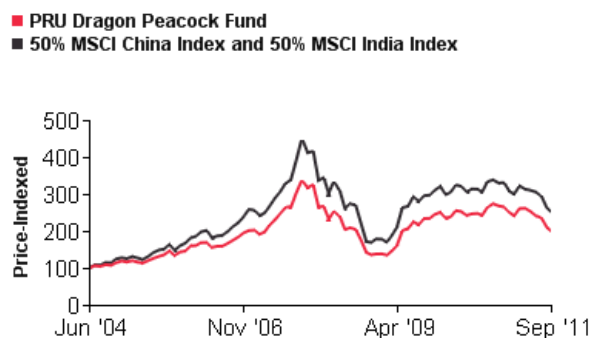
Launch Date	18 May 2004	Sub-Manager	Prudential Asset Management (Hong Kong) Limited (China Portfolio Only)
Initial Sales Charge	Max 3%	Benchmark	50% MSCI China Index and 50% MSCI India Index
Min. Initial Investment	SGD 1,000 <sup>+</sup>	Subscription Method	CPFIS-OA
Min. Subsequent Investment	SGD 100	Fund Size	SGD 921.7 M
Annual Management Fee	1.5%	Fund Currency	SGD
Manager	Prudential Asset Management (Singapore) Limited	CPFIS Risk Classification	Higher Risk - Narrowly Focused (Country - Others)

**Performance**

Period	1 month	3 months	1 year	3 years *	5 years *	Since Inception *
Offer-Bid	-8.7%	-20.4%	-27.5%	3.0%	1.5%	9.1%
Bid-Bid	-5.9%	-17.9%	-25.2%	4.0%	2.5%	9.8%
Benchmark	-4.4%	-17.7%	-24.8%	4.5%	3.5%	13.5%

Source: Prudential Asset Management (Singapore) Limited and Bloomberg. S\$; net income reinvested; \*Annualised; Refer to footnote\*\*.

**Performance Chart**



Source: Prudential Asset Management (Singapore) Limited and Bloomberg. S\$; bid-to-bid; net income reinvested. Inception date: 18 Jun 04

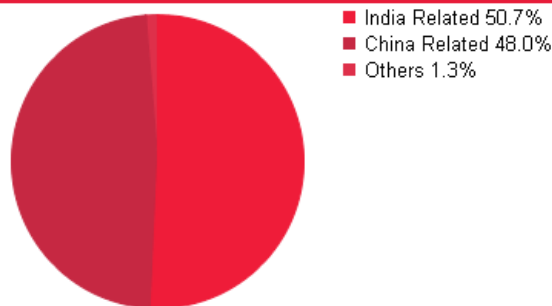
**Top 10 holdings**

INFOSYS LTD ORD INR5 (DMT)	5.8%
BANK OF CHINA LTD SHS H ORD CNY1	5.4%
CHINA UNICOM (HONG KONG) ORD HKD0.1	5.3%
RELIANCE INDUSTRIES LTD ORD INR10 (DMT)	5.1%
ICICI BANK LTD ORD INR10 (DEMAT)	4.4%
INDUSTRIAL AND COMMERCIAL BANK OF CHINA H SHS ORD CNY1	3.8%
CNOOC LTD ORD HKD0.02	3.6%
DR REDDY'S LABORATORIES LTD ORD INR5 (DMT)	3.5%
CHINA PETROLEUM & CHEMICAL CORP H SHR ORD HKD1	3.4%
HDFC BANK LTD ORD INR2 (DMT)	3.2%

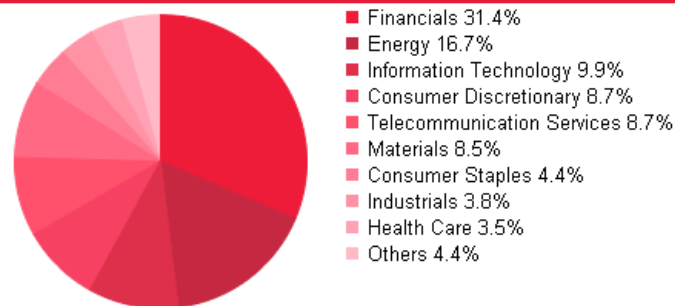
<sup>+</sup> Subject to distributor's terms and conditions.

\*\* Offer-bid includes 3% Initial Sales Charge w.e.f. 01 Jul 07 and 5% Initial Sales Charge prior to 01 Jul 07.

## Country



## Sector



## Market Overview

The Indian equities market closed flat despite current European debt concerns as well as domestic news of weaker-than-expected industrial production growth and the central bank's interest rate increase in September. Relative to their regional peers, Indian equities fared comparatively better due to their lower exposure to the global economy. Chinese equities, however, ended lower with the MSCI China Index posting its biggest monthly decline since October 2008<sup>1</sup>. The market was disappointed by Premier Wen Jiabao's statement that stabilizing prices is China's top priority and the government does not plan to alter the direction of economic policies. This dampened hopes of any near term monetary easing. There was also market talk that China may start to regulate variable interest entities (VIEs) in China, or corporate investment structures used by Chinese companies listed overseas. All these, coupled with macroeconomic concerns, weighed on market sentiment towards Chinese stocks.

China Unicom (Hong Kong) Ltd was the Fund's top contributor for the month. Huabao International Holdings Ltd emerged a net gainer for September. Having declined over the last three months, the stock's valuation was reaching more attractive levels. Mahindra & Mahindra Financial Services Ltd closed flat despite volatility in the broader market, riding on positive market sentiment towards its parent, Mahindra & Mahindra Ltd. The key detractors were Evergrande Real Estate Group Ltd, Focus Media Holdings Ltd and Sohu.com Inc. All three stocks were weighed down in part by market nervousness towards companies with VIE structures. The fund managers have raised the weights in Indian equities where the Fund's holdings in the two markets are now more evenly distributed. Cash has been deployed towards buying existing names such as ICICI Bank, Sterlite Industries Ltd and Reliance Industries Ltd. Two new stocks were added, namely Gome Electrical Appliances Holding Ltd and IDEA Cellular Ltd.

Source: <sup>1</sup> Bloomberg, rate of return in Chinese Renminbi, October 2011

## Important Information

**Investors should note that the net asset value of this Fund is likely to have a high volatility due to its investment policies or portfolio management techniques.**

**The Fund may use derivative instruments for efficient portfolio management and hedging purposes.**

This document is solely for information and may not be published, circulated, reproduced or distributed in whole or part to any other person without the prior written consent of Prudential Asset Management (Singapore) Limited ("PAMS") (Company Reg No.199407631H). This document is not an offer or solicitation of an offer for the purpose of investment units in the Fund and nothing herein should be construed as a recommendation to transact. Please note that the securities mentioned above are included for illustration purposes only. It should not be considered a recommendation to purchase or sell any particular security. Please note that the Luxembourg-domiciled International Opportunities Funds has established a similar sub-fund within the umbrella fund of International Opportunities Funds having the same investment objective and focus as the PRU Dragon Peacock Fund (the "IOF sub-fund"). In the event that the IOF sub-fund be approved by the Authority as a recognised scheme available for direct investment by the retail public in Singapore, PAMS may, in consultation with the Trustee, and subject to the approval of the relevant authorities, (i) seek to terminate the PRU Dragon Peacock Fund and exchange existing Units in the PRU Dragon Peacock Fund for shares in the IOF sub-fund; or (ii) change the investment policy of the PRU Dragon Peacock Fund from a direct investment portfolio to a feeder fund investing all or substantially all of its assets into the IOF sub-fund. Investors should note that in the event of an exchange Units for shares in the IOF sub-fund, there is no assurance that the fees and charges of the IOF sub-fund would not be higher than that of the PRU Dragon Peacock Fund. Investors should not invest in the PRU Dragon Peacock Fund in anticipation of investing in the IOF sub-fund as there is no certainty whether the IOF sub-fund may be recognized for offer to the retail public in Singapore.

A prospectus in relation to the Fund is available and a copy of the prospectus may be obtained from PAMS and its distribution partners. Investors should read the prospectus before investing in units of the Fund. All application for units in the Fund must be made on the manner described in the prospectus. The value of units in the Fund and the income accruing to the units, if any, may fall or rise. Past performance of the Fund/manager is not necessarily indicative of the future performance. The prediction, projection or forecast on the economy, securities markets or the economic trends of the markets targeted by the Fund are not necessarily indicative of the future or likely performance of the Fund. An investment in the Fund is subject to investment risks, including the possible loss of the principal amount invested. Investors may wish to seek advice from a financial adviser before making a commitment to invest in units of the Fund. Whilst PAMS has taken all reasonable care to ensure that the information contained in this document is not untrue or misleading at the time of publication, PAMS cannot guarantee its accuracy or completeness. Any opinion or estimate contained in this document is subject to change without notice. PAMS is an ultimately wholly-owned subsidiary of Prudential plc of the United Kingdom. PAMS and Prudential plc are not affiliated in any manner with Prudential Financial, Inc., a company whose principal place of business is in the United States of America.

In case of discrepancy between the English and Chinese versions, the English version shall prevail.